

# WELCOME TO

# TROOP 90

## Information Guide

### *for New Scouts*



Monday Evenings, 7:00 — 8:30 p.m.  
East Hills Community Church  
20660 Orange Terrace Parkway  
Riverside CA 92508

**Mr. Burk, Scoutmaster**

[www.bsatroop90.org](http://www.bsatroop90.org)

# Table of Contents

***Dear Fellow Scouter* .....** **3**

**To the New Scout .....** **4**

**Your Life as a Scout.. ..** **5**

**Troop Meetings and Functions.. ..** **6**

**Regular Troop Meetings .....** **6**

**Hikes and Other Outdoor Activities .....** **6**

**Troop 90 Organization .....** **6**

**Code of Conduct.. ..** **7**

**Uniforms .....** **7, 10**

**Insignia Placement.. ..** **11, 12**

**Troop & Patrol Elections .....** **8**

**Patrol Leader Council .....** **8**

**Campouts .....** **8**

**Patrol Meetings .....** **8**

**Advancement .....** **9**

**Revisions to Troop Rules .....** **9**

**In General .....** **9**

**Advancement .....** **13**

**Camping Equipment List.. ..** **14**

**Scout Outdoor Essentials .....** **15**

**Personal Camping Gear .....** **15**

**Clothing .....** **16**

**Cold Weather Clothing .....** **16**

**Clothing List for Hikers .....** **17**





**Dear Fellow Scouter:**

Now that you have chosen to join Troop 90, you will have the opportunity to participate in one of the greatest programs for boys in America, the Boy Scouts of America.

Troop 90 will provide you the chance for personal growth in skills, leadership and working as a team. But mostly what you will experience is fun. You will become part of a Troop that is run by the Boy Scouts themselves with active support by many experienced adult leaders. You can progress as fast as you want because the opportunities will be there for you. All you need to do is make the effort.

Troop 90 has a proud history of graduating many Scouts to the rank of Eagle; the highest rank in Scouts. Take as many opportunities as you can to experience the new activities, friendships and challenges that await you.

Welcome to Troop 90, we are glad you are here.

Yours in Scouting,

A handwritten signature in blue ink, appearing to read "Michael Burk".

Michael Burk  
Scoutmaster

## To The New Scout:

Welcome to Troop 90! This membership guide will assist you in your scouting career in Troop 90. It contains information for you and your parents on:

- Your life as a Scout
- Troop meetings and functions
- Troop organization
- Troop code of conduct
- Uniform requirements

Keep this membership guide for future reference. It will answer many of your questions. You may always get more information from an older Scout or any of the adult leaders.

Troop 90 is sponsored by the Riverside-Arlington Kiwanis Club. Our Troop is in the Mt. Rubidoux District of the California Inland Empire Council of the Boy Scouts of America. We are an active Troop. Our Scoutmaster, Assistant Scoutmasters, and other adult leaders have taken many hours of training in Scouting. We will do our best to make scouting a fun experience for you.

To help keep you up to date on the many events, activities and outings the Troop has planned, check out the Troop website at ***[bsatrop90.org](http://bsatrop90.org)***



## YOUR LIFE AS A SCOUT

Today you are a boy. Before long you will be a man. It is important to yourself that you become a citizen of fine character, physically strong, mentally awake and morally straight. Boy Scouting will help you become that kind of citizen. But also, Scouting will give you fellowship and fun.

Yes, it's fun to be a Boy Scout! It's fun to go hiking and camping with your friends... to swim... to dive... to paddle a canoe... to wield an ax... to follow the footsteps of the pioneers who led the way through the wilderness... to stare into the glowing embers of a campfire and dream of the wonders of the life that is in store for you.

It is also fun to learn to walk noiselessly through the woods... to stand close to a grazing deer without being noticed... to bring a bird close to you by imitating its call. It is fun to find your way cross-country by map and compass...to make a meal when you are hungry...to take a safe swim when you are hot...to make yourself comfortable for the night in a tent or under the stars. In Scouting you become an outdoorsman.

But Scouting is far more than fun in the outdoors, hiking, and camping. Scouting is a way of life. Scouting is growing into responsible manhood, learning to be of service to others.

**The Scout Oath and Scout Law are your guides to citizenship. They tell you what is expected of a Scout. They point out your duties. The Scout Motto is "Be Prepared"- prepared to take care of yourself and to help people in need. The Scout slogan is "Do a Good Turn Daily." Together, the motto and slogan spell out your ability and your willingness to serve.**

Your life as a Scout will make you strong and self-reliant. You will learn Scout craft skills that will benefit you as you grow. In time, you will develop skills of leadership as well.

So pitch in! Swing into action! In your patrol and your troop you will have some of the best times of your life.



## Troop Meetings and Functions:

### Regular Troop Meetings

Troop 90 generally meets every Monday evening (except holidays) of every month from 7:00PM to 8:30PM at East Hills Community Church, 20660 Orange Terrace Parkway in Riverside. (Eating or drinking at or during Troop meetings is prohibited.) **Full uniform is required at each scout function.**

A lot of information is given out at the Troop meetings, so it is important that the Scouts bring a notebook with paper and a pencil to take notes. At times fliers will be handed out with information for the Scouts. To make sure this information is passed on to the parents of the Scouts, it would be a good idea to ask them if they received any fliers or were given any information as soon as they get home. Many times this information is washed in the uniform or left in the notebook and forgotten until it is too late. We would hate to have a Scout miss an outing because he forgot to give the information to his parents.

The Scout should also bring his Scout handbook with him as he will need it during the meetings and outings.

### Hikes and Other Outdoors Activities

Troop 90 schedules at least one camp-out or other outdoor activity each month (see Troop 90 Calendar). We also schedule one week at a B.S.A. summer camp. The cost of each outdoor program is announced prior to the event, and is flexible to cover the cost of food, campsites, etc. The cost of food will depend on the menu the Scouts plan within their patrol.

Attendance at outdoor activities is not mandatory but strongly encouraged due to the fact that some skills and Merit Badges require participation in those types of events. Scouts who do participate are also eligible to receive many High Adventure awards made available through the various Boy Scout Councils. ***Please note that radios, MP3 players, electronic games or wrist watches with electronic games are strictly prohibited at ALL Troop activities.***

## TROOP 90 ORGANIZATION

Troop 90 is organized into Patrols of eight boys or less. The Scoutmaster, based on information, which each parent supplies, will place you in a Patrol. The Scoutmaster has the option to make changes with Patrols, as he/she deems necessary.



## CODE OF CONDUCT

Our code of conduct helps provide a good scouting environment for the benefit of all. Each Scout BOY OR ADULT is expected to abide by the laws and rules of Troop 90.

## UNIFORMS:

- Any Scout not wearing a uniform during a Troop Meeting will not be allowed in closing circle, unless excused by the Scoutmaster.
- A uniform shall consist of the official short sleeved Scout shirt with the proper insignia and patches (see page 11), official Scout pants, a Scout belt, official Scout baseball style cap or official Troop 90 baseball style cap, a proper neckerchief and slide. The Troop will provide a neckerchief upon joining the Troop, and another upon obtaining the rank of First Class.

## TROOP and PATROL ELECTIONS:

- Troop elections shall take place every six (6) months during the months of February and August.
- The Senior Patrol Leader must ask Scoutmaster for permission to run and shall be elected by the entire Troop. He must attend at least 90% of all Troop and Patrol functions. Once elected to the position, the Senior Patrol Leader may not hold the office of Senior Patrol Leader or Assistant Senior Patrol Leader for a period of six months after completion of his term in office.
- The Assistant Senior Patrol Leader shall be appointed by the Senior Patrol Leader.
- All Patrol Leaders shall be elected by the Patrol, with the elected Patrol Leader appointing the Assistant Patrol Leader. Once elected to the position, the Patrol Leader may not hold the office of Patrol Leader or Assistant Patrol Leader for a period of months (six months for First Class patrols) after completion of his term of office.
- Scribe, Librarian, Chaplains Aide, etc. shall be appointed by the Senior Patrol Leader.
- **ALL** Troop Officers are subject to approval by the Scoutmaster. Any troop officer that does not meet the duties of the elected position may be removed from office at the discretion of the Scoutmaster.
- Troop officers shall assume new positions at the first scheduled Troop Meeting of March or September.

Job descriptions and duties for all positions can be found on the Troop website, [bsatrop90.org](http://bsatrop90.org)



## **PATROL LEADER COUNCIL:**

- Patrol Leader Council will meet on the day scheduled by the Senior Patrol Leader and Scoutmaster.
- All Patrol Leaders, Senior Patrol Leader, Assistant Senior Patrol Leader and Scribe (or representatives of these persons) shall attend all meetings of the Patrol Leaders Council. Other Troop officers appointed by the Senior Patrol Leader may attend.
- The Troop Scribe shall present the minutes of the previous Patrol Leaders Council at the beginning of each meeting.

## **CAMP-OUTS:**

- Scout uniform will be worn on all camp-outs and/or hikes unless otherwise directed by the adult leader in charge.
- The sign-up list for all camp-outs, unless otherwise announced will follow the following guidelines:
  - a. On the Troop Meeting one (1) week prior to the event, the sign-up list will be closed for additional names.
  - b. All money for the event must be paid to the proper persons by the end of the Troop Meeting immediately prior to the said event, or he will be unable to attend the said event.
  - c. Any Scout may be asked not to attend a specified event if it is considered by the adult members that it would be in the best interest of said Scout that he not attend a particular activity.

## **PATROL MEETINGS:**

- Patrol Meetings, separate from the weekly Troop meeting, will be held at a minimum of once a month at a place and time chosen by the Patrol Leader or Assistant Patrol Leader.





## ADVANCEMENT:

- Each Scout is expected to demonstrate progress through rank advancement and/or personal growth and achievement. When a boy is ready for a rank advancement, the Scoutmaster shall be contacted for a Personal Growth Conference. When this is completed, the Scoutmaster will notify the proper persons to set up a Board of Review. Full Scout uniform is required for both the Conference and Board of Review.

## REVISIONS TO THE TROOP RULES:

- Troop rules can be revised as required by the Patrol Leaders Council not more than once in a three (3) month period. Subject to approval by the Troop Committee. (*adults*)
- Troop rules will be reviewed annually at the August TLC planning meeting, and shall be distributed to all Troop members as soon as possible.

## IN GENERAL:

- Each Scout is expected to know and abide by the Scout Oath and Scout Law at all times, thereby demonstrating Scout Spirit.
- If, in the opinion of the Scoutmaster, any member of this Troop fails to adhere to the current list of Troop rules, and/or fails to live up to either the Scout Oath or the Scout Law, that Scout may be dropped from the active list of Troop members.
- Preserve and maintain all Troop equipment and respect the rights and belongings of others.
- Conduct yourself well at all times. Disruptive behavior, abusive language, swearing, and fighting are not a part of Scouting and **WILL NOT BE TOLERATED**. A Scout may receive a disciplinary notice for poor behavior. The Scoutmaster may also send him home and be restricted from the next Troop meeting. If the behavior problems continue it will result in SUSPENSION from all Troop activities for a period of one (1) month. If the problem still continues, the Scoutmaster with approval of the Troop Committee will EXPEL the Scout from the Troop.



## UNIFORMS

The scout uniform is an important part of your Scouting life. WEAR IT PROUDLY! The uniform items you will need to purchase are:

### **Class “A” Uniform.**

Scout Cap, Baseball Type, and Mesh back, or Troop 90 logo cap\*  
Short Sleeve B.S.A.. Shirt  
BSA Shorts (summer uniform)  
Scout Socks (worn with shorts)  
B.S.A.. Trousers (winter uniform)  
Boy Scout Belt and Buckle  
Green Shoulder Loops ( 1 pair)  
California Inland Empire Council Patch  
Unit Numerals (90)  
Official Boy Scout Handbook

### **Class “B” Uniform**

Scout Cap, Baseball Type, Mesh back and/or Troop 90 Baseball Type logo Cap\*  
Troop T-Shirt\* or other Scouting-related T-shirt  
B.S.A. Shorts  
Scout Socks (worn with shorts)  
Boy Scout Belt and Buckle  
Official Boy Scout Handbook

**NOTE:** Currently, Troop 90 furnishes a Blue Scout Neckerchief upon reaching the rank of Scout. Upon reaching the rank of First Class the Troop will provide each Scout with a red Troop 90 scarf.

Uniforms can be purchased at the California Inland Empire Council Office/Scout Store, 1230 Indiana Court, Redlands, California. Phone number (909) 825-8844 or 793-2463.


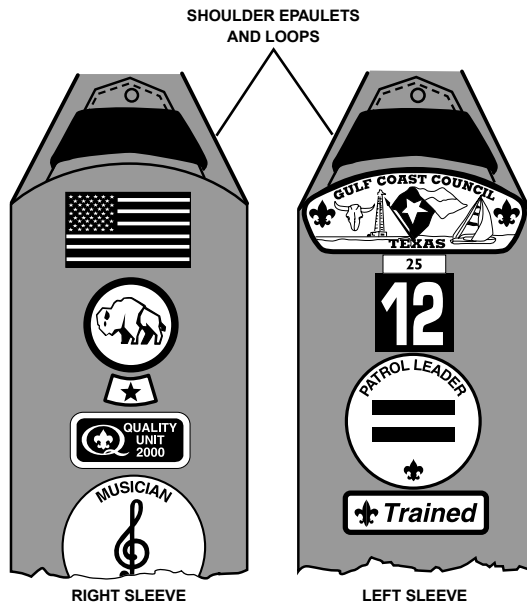
\*Troop 90 T-shirts and caps are purchased from the Troop.

In recognition of the 2010 Scouting Centennial, the uniform is be redesigned. Either uniform (old style or new style) is acceptable.



# Boy Scout Uniform Insignia placement:

## BOY SCOUT/VARSITY SCOUT UNIFORM INSPECTION SHEET OFFICIAL PLACEMENT OF INSIGNIA



Conduct uniform inspection with common sense; the basic rule is neatness.

**Merit Badge Sash.** If worn, merit badges are attached to front (and back, if needed) of sash. Venture/Varsity letter is attached at bottom front corner. Temporary insignia may be worn on back.



**Shoulder Epaulets.** Red shoulder loops identify Boy Scouting (all members of a troop). Blaze (orange) loops identify Varsity Scouting.

**Left Sleeve.** Council patches, unit numeral, and badge of office are worn as shown snug up, and touching each other. Badge of office is centered below and touches unit numeral. The veteran unit bar (25, 50, 55, 60, 65, 70, 75, or 80 years) is positioned above and touching troop numeral and in turn touching council patch. Den chief cord is worn over the left shoulder and under epaulet.

**Left Pocket.** Service stars above the pocket. If a medal or embroidered knot for youth members is worn, service stars are raised. Embroidered square knots are worn centered above the pocket in rows of three. Not more than five medals may be worn, pinned centered immediately above the pocket (extending over knots if both are worn). The wearing sequence for knots or medals is at the wearer's discretion and lead color is to the wearer's right. Badges of rank are worn centered on the pocket above the Arrow of Light Award. Flap buttoned. The World Crest is worn centered horizontally over the left pocket and vertically between the left shoulder seam and the top of the pocket.

**Right Sleeve.** U.S. flag. Only the most recently earned Quality Unit Award may be worn below patrol emblem or below National Honor Patrol star. Musician badge, if in band or drum corps, is worn 1/2 inch below patrol emblem. Up to six merit badges may be worn on the long-sleeve shirt in two columns of three starting 3 inches above the bottom edge of the cuff.

**Right Pocket.** Jamboree insignia (only one) worn above BSA or interpreter strip. Order of the Arrow lodge insignia worn on pocket flap. Temporary insignia worn centered on the pocket. Flap buttoned. The Varsity or Venture strip is worn above the BSA strip or above the interpreter strip. Nameplate, if worn, is centered above the BSA strip, interpreter strip, and Venture or Varsity strip.



Position above diagram on left sleeve to guide you on proper placement of insignia.



The Scouting Seal Is Your Guarantee of Quality, Excellence, and Performance.

OVER

**BOY SCOUT/VARSITY SCOUT  
UNIFORM INSPECTION SHEET**

**General Appearance.** Allow 4 points for each: (1) good posture, (2) clean face and hands, (3) hair combed, (4) neatly dressed, (5) clean fingernails.  
20 pts.

**Headgear.** Two styles: (1) visored cap; or (2) campaign hat. All troop members must wear one of the headgear chosen by vote of the troop/team. Varsity Scouts wear only the blaze and brown visored cap.  
5 pts.

**Neckerchief and Slide.** Insignia at back should be right side up and centered. Fold long edge over several flat folds to about 6 inches from tip of neckerchief. A tight fold prevents gathering around the neck and is more efficient than rolling or twirling. Draw neckerchief slide over ends and adjust to fit snugly. By vote of troop, ends may be left hanging loose or tied in a slip-knot. The neckerchief is optional to the troop.  
5 pts.

**Shirt.** Official long- or short-sleeve tan shirt with red or blaze orange shoulder loops on epaulets. The troop/team may vote to wear a neckerchief, bolo tie, or no neckwear. In any case, the collar should be unbuttoned. The troop/team has the choice of wearing the neckerchief over the turned-under collar or under the open collar.  
15 pts.

**Belt.** Olive web with BSA insignia on brass buckle; or official leather with international-style buckle or buckle of your choice, worn only if voted by the troop/team. Members wear one of the belts chosen by vote of the troop/team.  
5 pts.

**Pants/Shorts.** Official, olive, pressed; no cuffs.  
15 pts.

**Socks.** Official olive-colored mid-calf-length socks with red tops worn with official shorts or trousers. (Long socks are optional with shorts.)  
5 pts.

**Shoes.** Leather or canvas, neat and clean.  
5 pts.

**Registration.** Current membership card or temporary certificate on person.  
5 pts.

**Insignia.** Correct placement left pocket, 5 points; right pocket, 5 points; left sleeve, 5 points; right sleeve, 5 points.  
20 pts.

<b>UNIFORM POINTS</b>	<input type="checkbox"/>
<b>INSIGNIA POINTS</b>	<input type="checkbox"/>
<b>TOTAL POINTS</b>	<input type="checkbox"/>
<i>PERFECT SCORE 100 POINTS</i>	



For more information about insignia, see *Insignia Guide*, No. 33066B.

**UNIFORM INSPECTION SCORE**

Name \_\_\_\_\_ Troop/Team No. \_\_\_\_\_

#34283

Patrol/Squad \_\_\_\_\_



34283  
2000 BOY SCOUTS OF AMERICA

Position diagram of insignia (see above) right on pocket to guide you on proper placement.

**OUR UNIT INSPECTION  
WILL BE HELD ON**

**BRING THIS FORM  
WITH YOU**

OVER



## **ADVANCEMENT**

The Boy Scout Advancement Program is described in your Official Boy Scout Handbook.

When you first join Scouting, you will earn the rank of SCOUT. You will then advance through the ranks of Scouting from TENDERFOOT to SECOND CLASS, FIRST CLASS, STAR, LIFE and finally EAGLE SCOUT. Advancement is achieved through a combination of earning Merit Badges, participation in Troop activities, demonstrating leadership in the Troop, showing Scout Spirit, and time in the Scouting Program.

It is important that the Scouts work towards advancement as it keeps them interested in the program and gives them a sense of accomplishment.

## **MERIT BADGES**

There are over a hundred different Merit Badges you can choose from. Merit Badges are required for advancement to the higher Scouting ranks. Some of these Merit Badges are specifically required for each rank (such as the First Aid Merit Badge), while others are optional (such as Sailing and Electronics Merit Badges). A Merit Badge must be earned with the permission of the Scoutmaster, or while participating in a B.S.A. authorized and supervised activity. Examples of such activities are B.S.A. summer camps, Eagles Flight or by selecting a Merit Badge Counselor and working on your own.

Earning merit badges requires a great deal of individual effort and close work with a B.S.A. or Troop approved merit badge counselor, who will test you in your chosen subject. The general procedure for earning a Merit Badge is as follows:

1. You decide to work on a specific badge
2. You contact your Scoutmaster or Advancement Advisor and obtain a Merit Badge “Blue Card” and the name of the Merit Badge Counselor, if you do not know whom to contact.
3. Get permission from your Scoutmaster to work on your chosen Merit Badge. The Scoutmaster will sign your Blue Card at that time.
4. Contact the Merit Badge Counselor and work out a schedule for the completion of the requirements.
5. You work on the Merit Badge requirements. There are booklets available from the Troop Librarian for each Merit Badge subject which will provide you with helpful information. Your Merit Badge Counselor will help you in areas of difficulty, and in many cases, will provide additional training opportunities for you.



6. When you are ready, contact your Merit Badge Counselor for the examination. Upon successful completion, the Merit Badge Counselor will sign your Blue Card.
7. Give the signed Blue Card to your Scoutmaster who will pass it to the Advancement Chair. You will then receive your Merit Badge at the next Court of Honor.
8. Blue Cards **MUST** be turned in no later than one week prior to the Court of Honor. There will be no exceptions unless prior arrangements have been made with the Advancement Chair.
9. Scoutmaster conferences will be held two (2) weeks prior to a Court of Honor by the Scoutmaster at Troop meetings. Boards of Review will be held one (1) week prior to a Court of Honor and are **BY APPOINTMENT ONLY** by the Advancement Chair. The Scout must be in a “Class A” uniform for a Scoutmaster Conference and the Board of Review.

## **CAMPING EQUIPMENT LIST**

To ensure the Scouts get the most out of their camping experience, a list of the equipment and clothing, they will need on a campout can be found on the next page. It is better to bring too much (within reason) on a campout than not enough. As the Scouts get more experienced with camping they will find what they need and don't need. But until then they should use the list provided. The Boy Scout Handbook also give the details on the items listed.

In addition to the equipment each Scout needs to bring he will be required to have an Authorization for Consent to Treatment of Minor form on record with Troop 90 and a Parent's Permission for Special Activities to go on a camp-out or special event. An annual medical examination is also required.

If a Scout has his Tot'n Chip he may bring a pocketknife. Any other type of knife will be taken from the Scout and given back to the parents after the camp-out. There is no need for a Scout to bring a hatchet or ax.

If you have any questions on equipment or clothing needs, please contact your Patrol Leader, Senior Patrol Leader, the Scoutmaster or Assistant Scoutmaster before the camp-out.



## **SCOUT OUTDOOR ESSENTIALS:**

- Pocketknife (must have totem chip)
- Personal First Aid Kit
- Extra Clothing
- Rain Gear
- Canteen or Water bottle
- Flashlight & Extra batteries
- Compass
- Whistle
- Trail Food
- Matches or Fire Starters

## **PERSONAL CAMPING GEAR:**

- Scout Handbook
- Pack (or cloth bag) to carry equipment
- Backpack (proper size and fit)
- Sleeping bag (warm enough for cold weather 0 to -20)
- Ground Cloth Tent
- Emergency blanket
- Eating Kit:
  - Spoon
  - Fork
  - Knife
  - Plate
  - Bowl
  - Cup
- Clean up kit
- Soap
- Toothbrush
- Toothpaste
- Comb
- Wash cloth
- Towel
- Personal extras you may want to take:
  - Foam sleeping pad or air mattress
  - Camera and film
  - Insect repellent
  - Sun protection
  - Sunglasses
  - Binoculars
  - Swimsuit



## **CLOTHING:**

- \_ Socks (1.5-2 pair/day)
- \_ Underwear (1 pair/day)
- \_ Hiking boots
- \_ Shoes to wear around the camp site
- \_ Warm jacket
- \_ Warm weather Clothing
- \_ Short sleeved or T-shirts (1 pair/day+ one
- \_ Long pants
- \_ Hiking shorts
- \_ Sweater or long sleeved shirt

## **COLD WEATHER CLOTHING:**

- \_ Long sleeved shirts (1 per day + 1)
- \_ Wool shirt
- \_ Long pant Thermals
- \_ Wool stocking cap
- \_ Chapstick
- \_ Stove and extra fuel
- \_ Toilet paper in plastic bag
- \_ Small hand shovel
- \_ Pencil & Paper in plastic bag
- \_ 10-15 ft. nylon cord
- \_ Small & Large trash bags
- \_ Fishing equipment (opt)





## CLOTHING LIST FOR HIKERS

The following is a list of RECOMMENDED clothing that Scouts should have in their pack. The quantities of each item may vary depending on the time of the year and the length of the hike. All items with an asterisk (\*) should be carried at all times (list INCLUDES what they have on their body)

<u>Qty</u>	<u>Item</u>
2 ea	T-Shirt
2 ea	Underwear
1 pr	Shorts (double as swim trunks)
3 pr	Heavy Socks (synthetic or wool)
2 pr*	Nylon, acetate or polyester wick socks
1 pr*	Boots (leather, well broken-in and snow sealed)
1 pr*	Tennis shoes (2 pr if no boots)
1 pr*	Long Pants (preferably wool for winter)
1 ea*	Rain Gear for entire body (ponchos are minimum)
1 ea*	Wool shirt or sweater (sweat shirt OK)
1 ea*	Lightweight windbreaker
1 ea*	Warm parka (doubles as pillow)
1 ea	Baseball style cap (for sun)
1 ea	Wool stocking cap (for cold)
1 pr	Wool gloves or mittens

### OPTIONAL ITEMS

Long underwear

Lightweight turtleneck